



Connect Plus

Primary I

Student's Book

Term I





Connect

Primary I

Student's Book

Term I



Meet the characters

1



Miss Mona

2



Hany

3



Hana

4



Youssef

5



Amira

6



Busy Bee

Contents

Let's remember **vi**

Theme 1: Who am I?

Unit 1	This is me	2
Unit 2	Meet my family	16
Unit 3	In my community	30
Review 1		44
Non-fiction reader: Homes around the world		48

Theme 2: The world around me

Unit 4	On the farm	52
Unit 5	Transportation	66
Unit 6	The world around us	80
Review 2		94
Fiction reader: The Little Red Hen		98

Who am I?

Unit	Vocabulary	Language	Reading	Phonics
1 This is me	<p>Greetings: <i>Hello, Goodbye</i></p> <p>Appearance: <i>long hair, short hair, straight hair, curly hair, brown hair, black hair, blond hair, red hair, brown eyes, blue eyes, green eyes, glasses</i></p> <p>Life stages: <i>baby, child, teenager, adult, elderly person</i></p>	<p>Greetings and introductions</p> <p><i>What's your name?</i></p> <p><i>What's his/her name?</i></p> <p><i>How old are you?</i></p> <p><i>I am six.</i></p> <p><i>He/She is seven.</i></p> <p><i>I have brown hair.</i></p> <p><i>He/She has glasses.</i></p> <p><i>Stand up!</i></p> <p><i>Wave goodbye!</i></p>	<p>Reading: Descriptions and identifying people</p>	<p>CVC words</p> <p>Close pairs p/b: pen, bag</p>
2 Meet my family	<p>Family: <i>mom, dad, brother, sister, grandma, grandpa, aunt, uncle, cousin</i></p> <p>Descriptions: <i>tall, short, young, old, funny, kind</i></p>	<p><i>This is my family.</i></p> <p><i>I have a sister. She is young. Her name is Lara.</i></p> <p><i>Do you help at home?</i></p> <p><i>Yes. I make my bed.</i></p>	<p><i>Big families and small families</i></p>	<p>sh: ship, short</p> <p>ch: chair, teacher</p>
3 In my community	<p>At school: <i>classroom, playground, sports hall</i></p> <p>In town: <i>school, park, houses, bakery, butcher's, market</i></p> <p>At the park: <i>swing, slide, roundabout</i></p>	<p><i>Listen to your teacher.</i></p> <p><i>Don't run in the school.</i></p> <p><i>I can run. I can't swim.</i></p> <p><i>This store sells...</i></p>	<p><i>This is my school.</i></p> <p><i>At the park</i></p>	<p>ow: throw, yellow</p> <p>oa: boat, coat</p> <p>o-e: nose, rope</p>
Review 3	Revision of units 1-3			
Non-fiction extended reading		Homes around the world		

Who am I?

Life skills	Values	Issues and challenges	Integrated cross-curriculum topics
<p>Empathy and respect for diversity: Describing physical appearance</p> <p>Critical thinking: Dalia and I are alike.</p>	<p>Cooperation: Sharing and making friends</p> <p>Tolerance and acceptance of others</p> <p>Love of friends: Let's make friends.</p>	<p>Non-discrimination</p>	<p>Science: Life stages</p>
<p>Critical thinking: Similarities and differences – big families and small families</p> <p>Observation: Comparing things</p>	<p>Cooperation Helping at home</p>	<p>Awareness of rights and duties: I help at home.</p>	<p>Math: Comparisons</p>
<p>Self-management: At my school</p> <p>Negotiation: Team games</p>	<p>Cooperation: Team games</p>	<p>Awareness of rights and duties: At my school</p> <p>Issues of globalization: Schools around the world</p>	<p>Math: How many children?; Using pictographs</p> <p>Wider World: Schools around the world</p>

The world around me

Unit	Vocabulary	Language	Reading	Phonics
4 On the farm	<p>Animals: <i>cat, mouse, rabbit, hamster, fish, bird, goat, sheep, cow, horse, duck, chicken</i></p> <p>Plants: <i>tree, bush, flower, grass, leaf, leaves</i></p>	<p><i>The horse is big. It eats hay.</i></p> <p><i>It's a small fish.</i></p> <p><i>They're tall trees.</i></p>	<p>Habitats around the world</p> <p>The River Nile</p>	<p>ai: rain, tail</p> <p>ay: hay, play</p> <p>a_e: cake, gate</p>
5 Transportation	<p>Transport: <i>car, bicycle, truck, train, bus, van, plane, motorbike</i></p> <p>Travel verbs: <i>walk, drive, cycle, fly</i></p> <p><i>Left / Right / Straight on</i></p>	<p><i>What can you see?</i></p> <p><i>I can see three cars.</i></p> <p><i>Can you see a train?</i></p> <p><i>Yes, I can. / No, I can't.</i></p> <p><i>The school is next to the park.</i></p> <p><i>How many (cars) can you see?</i></p>	Pollution	<p>th: think, three</p> <p>st: stop, sister</p>
6 The world around us	<p>Places: <i>beach, forest, city, sea, museum, hotel, Pyramids, desert, river, town, village, skyscraper, shopping mall, restaurant, library</i></p> <p>Adjectives: <i>wide, tall, big, small, hot, cold, old, new</i></p>	<p><i>Is there a beach?</i></p> <p><i>Are there swings?</i></p> <p><i>There are lots of buildings.</i></p> <p><i>Where do you live?</i></p> <p><i>I live in Cairo.</i></p> <p><i>The desert is hot. The river is wide. The building is tall.</i></p>	<p>Where do you live?</p> <p>I live in Luxor.</p>	<p>ee: tree, sheep</p> <p>ea: beach, sea</p>
Review 2	Revision of units 4-6			
Fiction reader	The Little Red Hen			

The world around me

Life skills	Values	Issues and challenges	Integrated cross-curriculum topics
<p>Communication: Describing animals</p> <p>Critical thinking: Observation: What lives on the farm? What grows in the forest?</p>	<p>Curiosity: Habitats around the world</p>	<p>Environmental responsibility: We look after our world</p>	<p>Science: What do animals need? What do plants need?; Plants</p> <p>Geography: The River Nile</p>
<p>Problem solving: Travel around town</p> <p>Self-management -pollution: Road safety</p>	<p>Independence: Road safety Respect for rules</p>	<p>Environmental pollution and environmental responsibility</p>	<p>Science: Pollution</p> <p>Wider world: Rockets</p>
<p>Creativity: Originality in generating new and unique ideas</p> <p>Respect for diversity: cities, towns and villages</p> <p>Self-management: Saving water</p>	<p>Curiosity: Dealing with heat – then and now Love for home</p>	<p>National unity: Egypt- our landscape</p> <p>Environmental responsibility: Saving water</p>	<p>History: Then and now</p>

Let's remember



1 Listen, point and say

1




red

2



blue

3



yellow

4



green

5



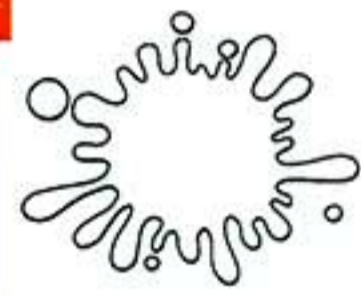
orange

6



purple

7



white

8



black



2 Read and color. Say

1



a yellow ball

2



a green apple

3



a red strawberry

4



a brown teddy bear



3 What are your favorite clothes? Ask and answer



4 Listen, count and say. Trace



1



2



3



4



5



6



7



8



9




10



5 Read and draw

2 rectangles



4 squares



5 triangles



7 circles





6 Listen, point and say. Trace



a

b

c

d

e



f

g

h

i

j



k

l

m



n

o

p

q

r



s

t

u

v

w



x



y




z

Theme 1:




Who am I?





1 Look, listen and read





2 Look, listen and say



1 Hello! I'm Hany.
I'm six years old. **2** Hello! My name is Youssef.
I'm seven years old. **3** Hello! I'm Amira.
I'm six years old.



4 Hello! My name is Hana.
I'm seven years old. **5** Hello, children.
I'm Miss Mona.



3 Read and say



Hello. What's your name?

My name's Hany. What's your name?

My name's Youssef. How old are you?

I'm six years old.



4 Work with a friend. Ask and answer



5 Sing



Hello, hello, hello!
Hello, I'm Hany!
Hello, Hany!

Hello, hello, hello!
Hello, I'm Hana!
Hello, Hana!



Hello, hello, hello!
Hello, I'm Miss Mona!
Hello, Miss Mona!



Language: Hello! What's your name?
My name's ... / I'm ... / How old are you? I'm ...

Language use



1 Read and say

1

My name is Malak. I'm 6.

2

Her name is Laila. She's 5.

3

His name is Fares. He's 8.



2 Look. Point and say



3 Now write

His

He's

Her

She's

Language: My / His / Her name is ...
I'm / He's / She's ...



1 Listen, read and say

brown eyes blue eyes green eyes brown hair
 black hair blond hair red hair long hair
 short hair curly hair straight hair glasses



2 Look, read and circle



My name is Ramy. I have **brown / blond** hair and **brown / green** eyes.



My name is Adam. I have **black / blond** hair and **blue / brown** eyes. I wear glasses.



My name is Lina. I have **straight / curly** hair and **brown / green** eyes.



3 What about you? Tell a friend

Life skills: Respect for diversity



1 Listen, read and say

1



I have brown hair.
I have blue eyes.

2



She has straight hair.
She has green eyes.

3



He has blond hair.
He has blue eyes.



2 Look, read and check ✓

1



He has green eyes.
She has green eyes.

2



He has short hair.
She has short hair.

3



She has curly hair.
He has curly hair.




3 Look at the pictures. Point and say

She has green eyes.
She has brown hair.



Language: I have ... / he/she has...

 **1 Look, read and match. Say the name**

1 He has black hair and blue eyes. He wears glasses. He's 6.

2 She has curly hair and green eyes. She's 6.

3 He has brown hair and blue eyes. He's 7 years old.

4 She has black hair and brown eyes. She has glasses. She's 7.




a **Dalia**

b **Tamer**

c **Sara**

d **Younis**

 **2 Talk to your shoulder partner**

Dalia and I are alike. We have brown hair.



Dalia



1 Who is it? Look and play



She has blond hair and green eyes.

Yes!

It's number 7!



Learn Phonics with Busy Bee!



1 Listen, point and say



2 Underline **b** and **p**. Say the words




3 Trace and say



1 I have a black .

2 It's a red .



3 She has a blue .

4 He has a .



She's wearing ...




1 Look, listen and color



2 Read, think, draw and color



3 Work with a friend.
Listen, draw and color



My friend is wearing a green shirt and a yellow hat.

Life stages



1 Listen, point and say



Life stages



2 Read and match

1 Talia is a **baby**. She's 1 year old.

2 Amir is a **child**. He's 7 years old.

3 Mariam is a **teenager**. She's 15 years old.

4 Maged is an **adult**.

5 Nagwa is an **elderly** person.



Find out
Which stage are you?

Values: Let's make friends



1 Look, listen and say



Hello!



shake hands



play



Goodbye!



share



2 Sing and do



3 Look and draw ☺ or ☹



4 Listen, read and say

I can make friends. I say **hello** and I **smile**. I **share toys** with my friends. We **play together**.





1 Listen, read and say



Say hello.



Wave goodbye.



Stand up.



Sit down.



Open your book.



Close your book.



2 Stand up. Listen and do

Project: Make a paper plate face

You will need:



1 Cut and stick

1 Cut the hair out of the thread.

2 Cut and stick the eyes.

3 Cut and stick the mouth.

4 Show it to your friends.

I have brown hair and blue eyes!



1 Look, read and match

1 His name is Ramy. He's 7.

2 Her name is Malak. She's 7 years old.

3 My name is Eyad. I'm six.



2 Look, find and trace

green black short glasses blue blond



1 blue eyes



2 short hair



3 green eyes



4 black hair




5 blond hair



6 glasses



1 Look, listen and read



This is my **mom**.

This is my **dad**.

I have a **brother**. His name is Younis.

I have a **sister**. Her name is Dalida. She's a **baby**!

I love my family.

Listening and reading



2 Look, listen and say

1



mom

2



dad

3



grandma

4



grandpa

5



me sister brother



3 Read and say



Who's this?

Who's this?



This is my grandpa.

This is my grandma.



4 Look at Exercise 2. Point and say

Language: Who's this? This is my ...

Vocabulary: mom, dad, grandma, grandpa, sister, brother

Language use



1 Listen, read and say

Do you have a sister?

What's her name?

Do you have a brother?



Yes, I do.

Her name is Laila.

No, I don't.



2 Listen and match



3 Now ask and answer

Do you have a brother?

What's his name?



Yes, I do.

His name is Ali.

Language: Do you have a (sister)? Yes, I do. / No, I don't. ...
What's his/her name? His/Her name is ...



1 Listen, read and say



tall



short



young



old



funny



kind



2 Look, read and circle

1 You are funny / kind.



2 You are tall / short.



3 I am short / tall.



4 He is old / young.



5 He is kind / funny.



6 She is old / young.



3 What about you? Tell a friend




1 Listen, read and point



2 Read and number



FAMILY TREE



My name is Ramy. This is my family.

1 This is my **grandma**.

2 This my **grandpa**.

3 This is my **mom**.

4 This is my **dad**.

5 This is my **uncle**.

6 This is my **aunt**.

7 This is my **sister**.

8 These are my **cousins**.

1 Look at the family tree and circle *yes* or *no*

- | | |
|-------------------------|----------|
| 1 Ramy has two cousins. | Yes / No |
| 2 Ramy has a sister. | Yes / No |
| 3 Ramy has an uncle. | Yes / No |
| 4 Ramy has a brother. | Yes / No |

2 Look at the family tree on page 20. Ask and answer



Does Ramy have two aunts?

Does Ramy have a cousin?



No, he doesn't.

Yes, he does.

3 Read and sort

4 Look and write



cousin

sister

brother

aunt

dad

grandma

mom

grandpa

uncle

boys	girls
...cousin...	...cousin...
.....
.....
.....
.....

Language: Does Ramy have (a sister)?
Yes, he does./ No, he doesn't.
I have ... boys in my family.

People in my family



1 Listen and read



1

This is my grandpa. He's old.
He's kind and funny.

3



This is my cousin, Talia. She's tall.
She has straight hair. She's kind.

2



This is my sister. She's young.
She's a baby! She's funny.



2 Read again. Check (✓) two correct words

1 Grandpa

old

short

kind

2 Sister

young

funny

tall

3 Cousin

tall

curly hair

kind

Who's in your family?



1 Think of someone in your family. Draw and color



2 Read, circle and complete

This is my He / She has
hair and eyes. He / She is



3 Point and read to your shoulder partner

Learn Phonics with Busy Bee!



1 Listen, point and say

sh



ship

ch



chair



2 Underline **sh** and **ch**. Say the words

short



teacher



3 Read, trace and say

1 My brother is short.



2 I have a blue ship.



3 My teacher is kind.



4 It's a green chair.



Values

I help at home!



1 Look, listen and number. Say



I help my mom and dad.



I tidy my toys.



I make my bed.



2 Look, read and complete. Ask and answer



Do you help at home?

Yes. I make my



Do you help at home?

Yes. I help my



Do you help at home?

Yes. I tidy my



3 Listen and read



I help at home. I make my bed.
I help my mom in the kitchen.
I play with my brother. I tidy my toys at the end of the day.

Big families and small families



1 Look and read



1

My family is **big**. I have two sisters and one brother. I love my family!



2

My family is **small**. I don't have a brother or a sister. I have fun with my mom and dad.



2 Do you have a big family or a small family? Draw, write and say

big small

I have a family. I have

CLIL: Math

Comparing things



1 Look and read

1

Sara is **shorter than** Adam.
Adam is **taller than** Sara.



2

My grandma is **older than** my baby sister.
My baby sister is **younger than** my grandma.



2 Look, read and check (✓) or cross (X)



Amira Reem

1 Reem is shorter than Amira.



Fares Maged

2 Fares is taller than Maged.



Dina Malak

3 Dina is older than Malak.



Younis Tarek

4 Younis is older than Tarek.

Find out

Who is older than you?
Who is younger than you?



Project: Make a family tree

You will need:



1 Color, cut and stick



1 Color your family tree and cut it.



2 Stick your pictures on the tree.



3 Show it to your friends.

This is my family tree!

Language: This is my...
I have...

Review



1 Look and trace

- 1 grandpa
- 2 mom
- 3 sister




- 4 brother
- 5 dad
- 6 grandma



2 Look and number

- 1 He is young.
- 2 He is kind.
- 3 She is tall.
- 4 She is old.



3 Read and complete

have you sister do

- A Do you a brother?
- B Yes, I His name's Fares.
- A Do have a
- B No, I don't.

Unit 3 In my community



1 Look, listen and read



This is my **school**.

Here's the **classroom**.



Here's the **sports hall**.

Here's the **playground**.




I like my school!



2 Look, listen and say

What's in my classroom?



whiteboard




table



chair



pencil case



pencil



pen



eraser




sharpener



ruler



3 What's in your classroom? Point and say



What's this?

It's a pencil case.

What's this?

It's a ruler.

Language: What's this? It's a ...

Vocabulary: whiteboard, table, chair, pencil case, pencil, pen, eraser, sharpener, ruler



1 Look, listen and say

1



Listen.

2



Look.

3



Read.

4



Write.

5



Sleep.

6



Sing.

7



Play.

8



Eat.

9



Drop litter.



2 Mime and say with a friend



3 Read the school rules

RULES

- 1 Listen to your teacher.
- 2 Don't eat in the classroom.
- 3 Look at the whiteboard.



4 Point and say



I follow school rules.



1 Look, listen and read



I like my **school**. This is my **classroom**. I listen to my teacher.



We **look at** pictures. We **read**.



We **sing**.



We **play games** in the playground.



I **eat lunch** with my friends.



2 Read and draw. Point and say



1 I eat lunch.


2 I play with my friends.

Language: I / We (look at pictures).

This is my town



1 Listen, read and say



2 Look, find and write the words



1
.....bakery.....



2
.....

h	o	u	s	e	t	k	p
m	r	s	t	p	a	r	k
b	u	t	c	h	e	r	s
r	n	b	a	k	e	r	y
t	s	c	h	o	o	l	g
e	u	m	a	r	k	e	t



3
.....



4
.....



6
.....




5
.....

What do you do in town?



1 Listen and read. Match



We buy fruit at the **market**.

We buy meat at the **butcher's**.

We buy bread at the **bakery**.



2 Color. Read and circle



I play / eat at the house / park with my friend.

At the park



1 Listen and read



We play at the **park**.

We like the park!

We play on the **swings**.
Then we play on the **slide**.



2 Point and say




swing



slide



roundabout



climbing frame



3 Read again. Check (✓) what Hana and Hany play on



1 Read and number

- 1 I play on the climbing frame.
- 2 I play on the slide.
- 3 I play on the swing.
- 4 I play on the roundabout.



2 Listen and read

What do you do at the park?



I ride my bike.



I play with my jump rope.



I throw a ball.



3 Now ask and answer

What do you do at the park?



I play on the slide.

Learn Phonics with Busy Bee!



1 Listen, point and say



ow



throw

oa



boat

o-e



rope



2 Underline oa, ow and o-e. Say the words



coat



yellow



nose



3 Trace and say



1 I have a yellow ruler.

2 I like my jump rope.

3 This is my boat!





1 Listen and read



I play football with my friends.
We play in the park.



We listen to our coach.



We share the ball.



We shake hands.



2 Look and draw ☺ or ☹



How many children?




1 Look and read

What do you like to do at the park?



This is a picture chart.
It shows what children
like to do at the park.

1  = 2 children



2 Look and count. Write the number

How many children like to ...

1 play on the swings?

2 ride a bike?

3 throw a ball?

4 play jump rope?



3 Read and complete

1Six..... children play on the swings.

2 children ride a bike.

3 children throw a ball.


4 child plays jump rope.



1 Listen and read



1 In the UK, some children have lessons outside at a forest school.



2 In Australia, some children have lessons at home. They don't live near a school.



3 In Bangladesh, some children have lessons on boats.



2 Read again and write 1, 2 or 3

- 1 We have lessons on a boat.
- 2 We have lessons outside.
- 3 We have lessons at home.



3 Read and complete

In Egypt, children have lessons

Project: Make activity cubes

You will need:



1 Color, cut and stick



1 Cut 2 cubes out of paper.

2 Stick them to form two dice.

3 Write the names of places on one die and stick the pictures of items on the other die.



Ruler and town.

4 Roll the dice. Play the game.

No!



2 Play. Throw and say

School and pencil.


Yes!

No!
Park and bakery.



1 Find and write the words

p	e	f	t	p	o
i	r	u	l	e	r
b	a	r	c	n	d
e	s	m	i	c	a
p	e	n	s	i	n
k	r	a	s	l	l
e	d	n	s	e	l



1 p e n

2 r _ _ _ _



3 e _ _ _ _

4 p _ _ _ _



2 Read and match

- 1 I ride
- 2 I play
- 3 I throw

- a on the slide.
- b my bike.
- c a ball.



3 Read and complete

market bakery butcher's

- 1 We buy meat at the
- 2 We buy fruit at the
- 3 We buy bread at the

Review I



1 Look, listen and number













2 Look and match. Then say

mom

dad

sister



brother

grandma

grandpa

This is my family. This is my ...



3 Look, read and write

He I She



1

_____ have a pen.



2

_____ has a ruler.



3

_____ has an eraser.

Review 1



1 Read and sort

My classroom



pencil case



whiteboard

The park



slide



roundabout



sharpener



swing



2 Look, match and complete

- 1 sch o o l
- 2 p _ _ k
- 3 mar _ _ _
- 4 b _ k _ ry



Review I



1 Match the questions and answers

1 What's your name?

a It's a pencil case.

2 How old are you?

b No, I have a brother.

3 What's this?

c My name's Fares.

4 Do you have a sister?

d This is my cousin.

5 Who's this?

e I'm 6.



2 Listen and circle the correct picture

1



2



3



4



5



6





1 Listen and say. Then complete the words

p ch sh b



___ air



___ en



___ ip



___ us



2 Listen and say. Check (✓) if the words have the same sound

- | | | | |
|---|-------|---------|--------------------------|
| ① | nose | yellow | <input type="checkbox"/> |
| ② | ship | chair | <input type="checkbox"/> |
| ③ | short | teacher | <input type="checkbox"/> |
| ④ | chair | teacher | <input type="checkbox"/> |
| ⑤ | ship | short | <input type="checkbox"/> |




3 Write and say



1 I have a ___ip and a ___us.

2 It's a yell___ __en.



Homes around the world

Non-fiction Reader



1 Listen, look and read

Your **house** or **apartment** is your home. Homes are **different** all around the world.



1 Egypt has some very **new** houses ...



2 and some very **old** houses.



3 In the UK, some people live in **terraced** houses.



4 This is a **cottage**. It is old.



5 This is a **new** house. It is **big**.



6 This is an **apartment** building. It is **new**. Lots of people have homes in here.



Some homes are **unusual**.



This is a **houseboat** in San Francisco, USA. It is on the water.

8



This is a **turf** house in Iceland. Iceland is **cold**. The house is **warm**!

9



This house is in Spain. It is in a **cave**.



2 Read again and match

- 1 Egypt has
- 2 A cottage is
- 3 A floating home is
- 4 A turf house is
- 5 The cave house is in

- a warm.
- b on the water.
- c Spain.
- d old and new houses.
- e old.



3 What is your home like? Ask and answer

Vocabulary:


unusual, houseboat, turf, cold, warm, cave

Theme 2:

لا تنس الاشتراك في
قنواتنا على
على تطبيق التليجرام

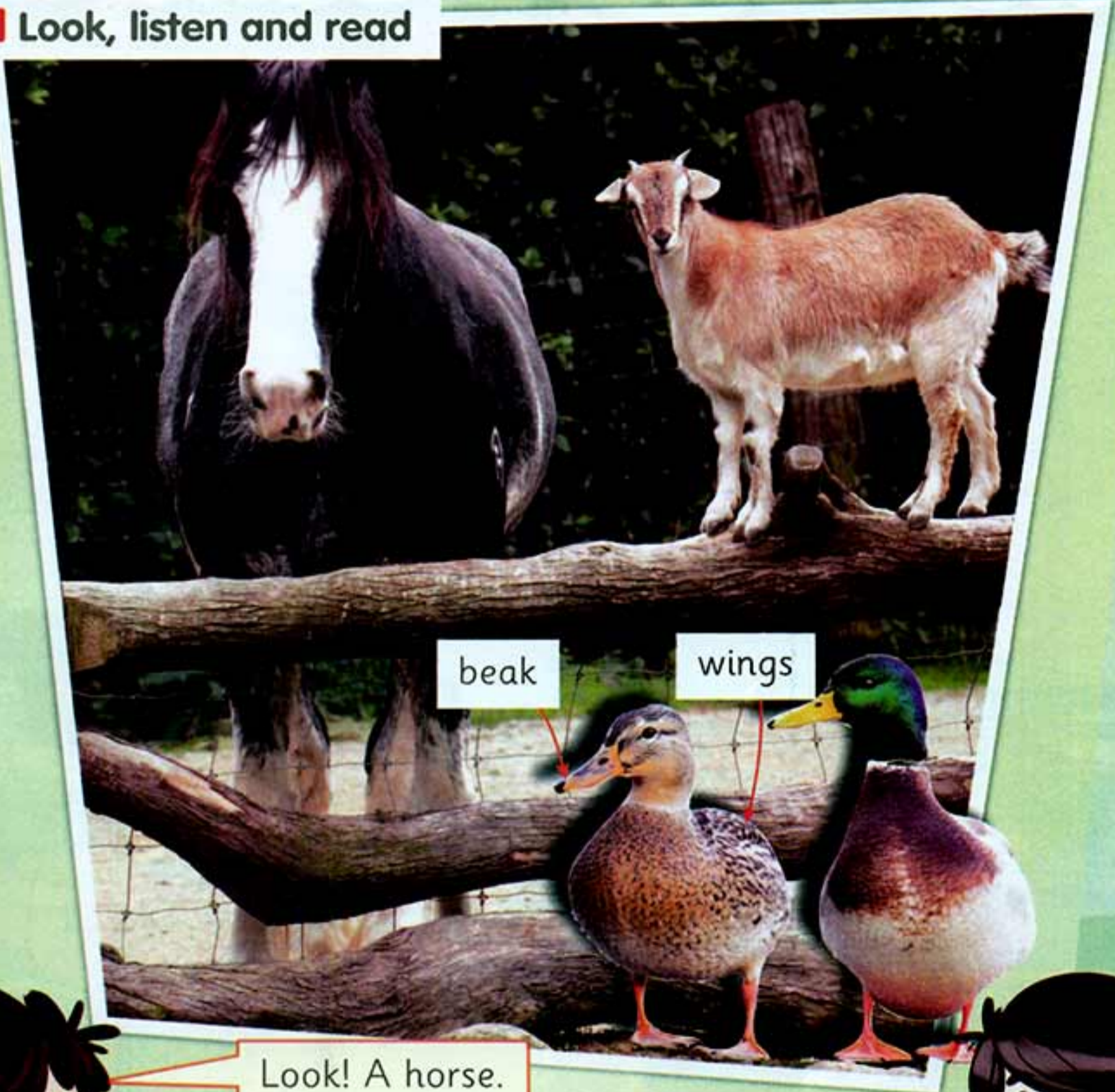


The world around me





1 Look, listen and read



Look! A horse.

It's a big horse. It has brown hair and a long tail.

Look! Ducks.


They are small ducks. A duck has two wings and one beak.

Look! A goat!

It's funny! A goat has four legs and small antlers.



2 Look, listen and say



3 Read, match and say

1 Horses are big.

2 A bird is small.

3 Chickens are small.

4 A cow is big.



Language: They are (big / small).

Vocabulary: duck, chicken, sheep, horse, cow, bird, farm



1 Look and read

It lives on the farm.
It eats hay.



2 Listen and match



1 It eats grass.

2 It swims in the water.

3 It runs in the field.

4 It flies in the sky.



3 Look again and say

It's a cow. It lives on
the farm. It eats grass.



Language: It eats / runs / swims.



1 Do the farm quiz. Read, number and write



1 It's big. It's brown.
It runs in the field.
What is it?

2 It's small. It's in
different colors; white,
black or brown. It lives
on the farm.
What is it?

3 It's small. It flies in the
sky. What is it?

4 It's gray. It swims in the
water. What is it?

5 It's white and brown.
It's funny. It eats hay.
What is it?







1



What grows in the forest?



1 Listen, point and say



tree



bush



flower



grass



leaf



2 Look, choose and write



1 tree

4

2


5

3



1 Listen and read

The trees are tall. Birds live in the trees.
The bush is small. It has green leaves.
The flowers are pretty.
We play on the grass.



2 Read again and write

leaves ~~trees~~ grass flowers bush

- 1 The trees are tall.
- 2 The _____ is small.
- 3 It has green _____.
- 4 The _____ are pretty.
- 5 We play on the _____.

تابع جديد زاكروني على
فيسبوك
تويتر
وانس اب
تليجرام

Issues: Environmental responsibility

We look after our world



1 Listen, read and point



We **look after** our world.

We don't **drop litter**. We **recycle** plastic.

We **plant** trees. We **save** water.



2 Look and check (✓) or cross (X)



3 Listen and say. Ask and answer for you



How do you look after our world?

I don't drop litter.





1 Look and read



This is my **pet**. It's a rabbit. It **needs** food and water every day. It **needs** a clean house.



1 What do animals need to live?



food



water



shelter

2 What do plants need to live?



sunshine



water



soil



2 Read and match

- 1 The pet rabbit needs
- 2 Plants need
- 3 I give my pet food and water

- a sunshine, water and soil.
- b every day.
- c food, water and shelter.



3 What do we need to live? Look, circle and say



Plants



1 Listen and read



Plants have **roots**.
The roots are in **soil**.



The **stem** grows from
the **roots**.



Leaves grow on
the stem.



This plant is a **sun flower**.
It has a pretty flower.



2 Look and write

leaves stem flower roots



1 leaves



2 _____



3 _____



4 _____


Learn Phonics with Busy Bee!



1 Listen, point and say



2 Underline ai, ay and a-e. Say the words



3 Read, write and say

play hay cake rain

1 Horses eat _____.



2 I eat _____.



3 We _____ in the _____.

Habitats around the world



1 Listen and read

Animals and plants live in lots of different places. These are called **habitats**.

1




Deserts are usually hot and sandy. There isn't a lot of rain.

2




In **forests** there are lots of trees and other plants.

3



Rivers have fresh water.

4



Oceans have salt water.



2 Read again and write

river

forest

ocean

desert

1



forest

2



river

3



ocean

4



desert




3 What habitats are in your country? Think and write

In Egypt there is /are _____ .



1 Look, listen and read

The River Nile is the longest river in the world. It is in Egypt and 10 other countries.



turtle

Lots of animals live in the River Nile. Some of these are:



crocodile



hippo



fish

Lots of plants grow here too.



bamboo



papyrus



banana plant



2 Read again and write

grow live long

- 1 The River Nile is _____ .
- 2 Crocodiles, hippos and turtles _____ in the River Nile.
- 3 Bamboo, papyrus and banana plants _____ next to the River Nile.

Project: Make a River Nile map

You will need:

تابع جديد زاكروولي على موقعنا
<https://www.zakrooly.com>



1 Color, cut and stick



1 Color the map and the pictures.

2 Cut your pictures and stick them on the map.



2 Show and say



3 Talk about your map.

It's the River Nile. Fish lives in the...

1 Look and write



1

h
o
r
s
e

2

3

4

2 Listen and check (✓)




3 Read and complete

bird fish goat

1 It's a _____ . It's small. It swims in the river.
 2 It's a _____ . It lives on the farm. It eats hay.
 3 It's a _____ . It flies in the sky.



1 Look, listen and read



What can you see?

I can see a **bus**.

I can see two **motorbikes**.

Look! I can see a **train**.

I can't see a **boat**.

What can you see?



1 Look, listen and say



car



bicycle



motorbike



truck



train



bus



van



boat



airplane



subway train



traffic lights



2 Ask and answer

What can you see?

I can see a bus.

Can you see a bicycle?

No, I can't.



Language: Can you see a ... ? / What can you see?

Vocabulary: car, bicycle, motorbike, truck, train, bus, van, boat, plane, train, traffic lights

What can you see?



1 Look, listen and complete. Sing

cars van train trucks
motorbikes bus bicycle

What can you see?
What can you see?
What can you see?
Please show me.

I can see four



A



and a



I can see two



And a



What can you see?
What can you see?
What can you see?
Please show me.

I can see three



They're small. They're small.

I can see a



It's big. That's all


I can see three _____, three
_____, and an _____.



2 Look, read and complete


cars airplane boats

What can you see?





1 Look and circle



1 I **can** / **can't** see a car.

2 I **can** / **can't** see a train.

3 Can you see a bus? **Yes, I can.** / No, I can't.

4 Can you see a bicycle? **Yes, I can.** / No, I can't.



2 What can you see? Read and complete

1 I can see nine cars.

2 I can see _____ bicycle.

3 I can see _____ bus.

4 I can see _____ vans.

5 I can see _____ motorbikes.

6 I can see _____ traffic lights.



What can you see?

Language: Can you see a ... ? Yes, I can. / No, I can't.

Learn words



1 Listen, read and say



2 Listen and read

How do you go to school?



3 Ask and answer about you

I walk.



4 Look, read and complete

drive cycle cycles walks



1 How do you go to school?

We .



2 How does he go to school?

He .



3 How do they go to school?


They .



4 How does she go to school?

She .

1 Look, listen and read



My name is Maged. I live in Beni Suef. I **cycle** to school. My friend Fares **drives** to school with his dad. My cousin Laila **walks** to school.

2 Read again and check (✓) or cross (X)

- | | |
|----------------------------------------|-----|
| 1 Maged walks to school. | () |
| 2 Fares drives to school with his dad. | () |
| 3 Laila cycles to school. | () |

3 How do you go to school? Draw and write

I

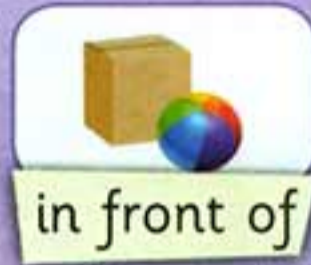
4 Look and find the airplane on this page. Then read, ask and answer

- 1 Why do people fly on airplanes? 2 Where can you go on an airplane?

Where is the car?



1 Look and say



2 Look and circle



1 The car is **between** / **next to** the bus.



2 The bicycle is **opposite** / **between** the vans.



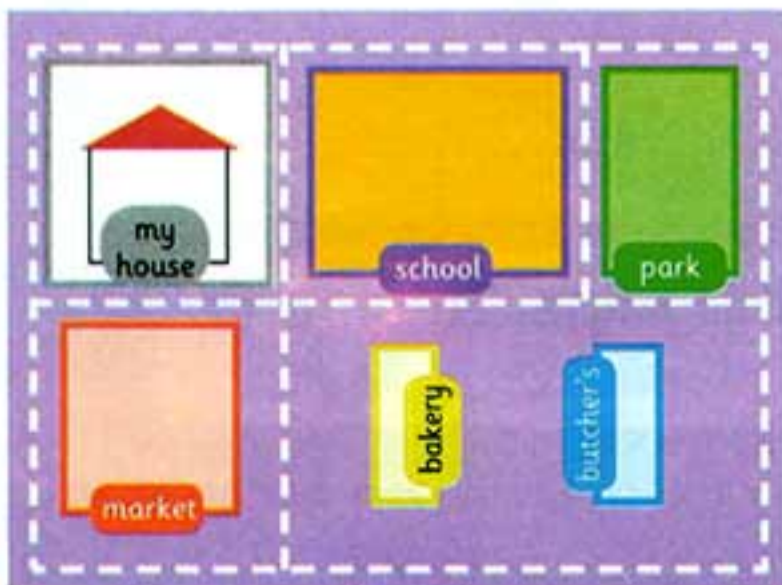
3 The car is **in front of** / **opposite** the bus.



4 The truck is **behind** / **opposite** the motorbike.
The motorbike is **next to** / **in front of** the truck.



3 Listen, read and point



This is **my town**. It's a small town.
My school is **next to** the park.
The butcher's is **opposite** the park.
The bakery is **between** the butcher's and the market.



1 Look, say and do



turn left



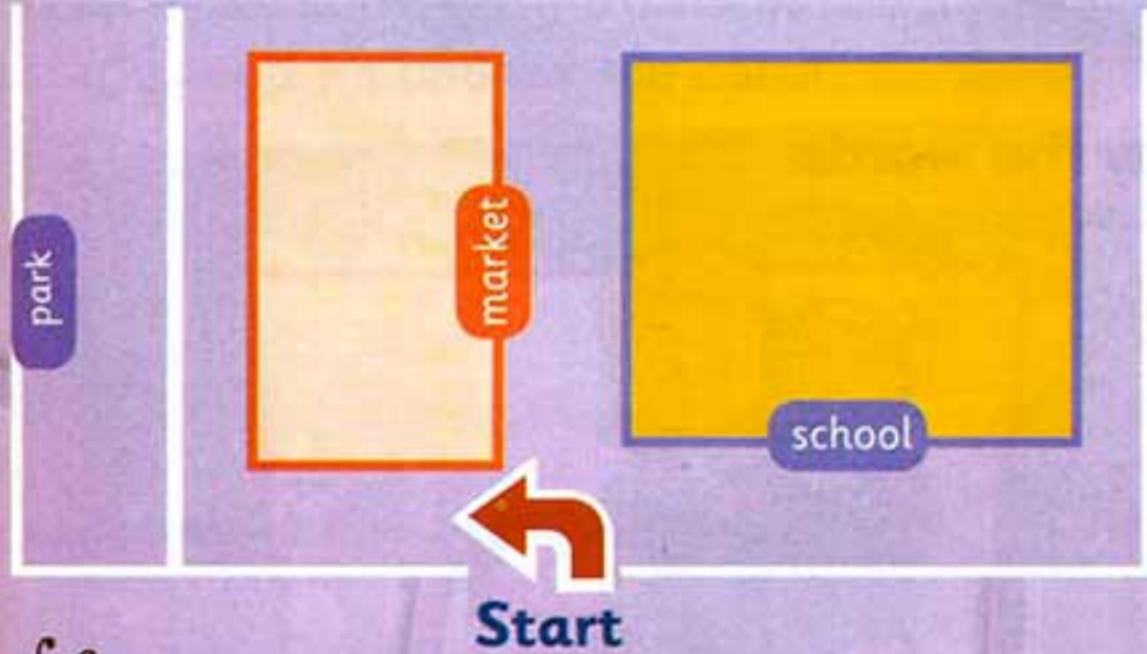
go straight on



turn right



2 Listen, read and follow

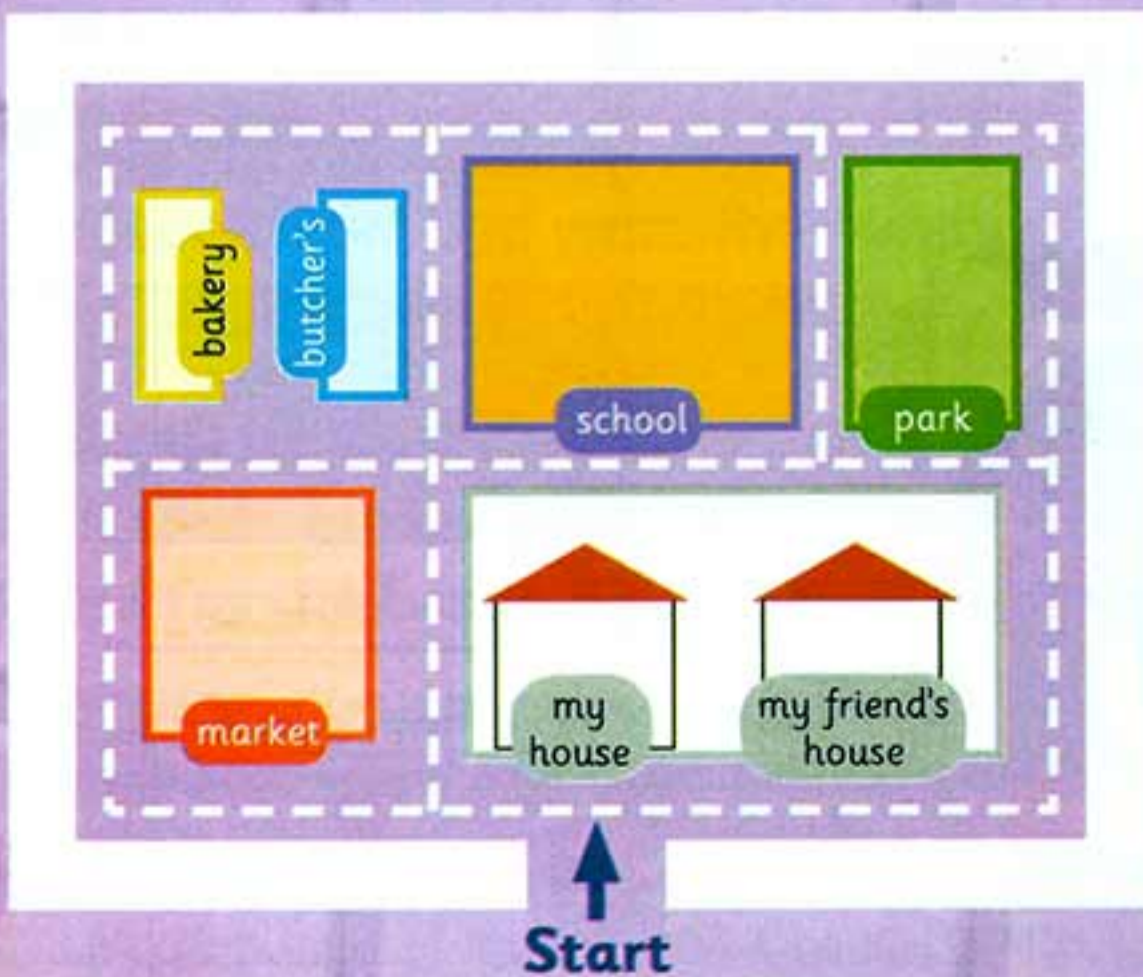


How to get to the park:

- Turn left.
- Go straight on.
- Turn right.
- The park is opposite the market.



3 Look at the map. Say and play



To get to the bakery:

- Turn left.
- Go straight on.
- Turn right.
- Go straight on.
- The bakery is opposite the market

Learn Phonics with Busy Bee!



1 Listen, point and say



th



think

st



stop



2 Underline **th** and **st**. Say the words



three



sister



3 Read, write and say

three sister



This is my _____.
She is _____.

Pollution

1 Look, listen and read



Sometimes there are lots of cars, trucks and buses on the roads. This can make pollution. **Pollution** is bad for us and it's bad for the Earth.



When you **cycle** to school, you don't make **pollution**.



When you **walk** to school, you don't make pollution.



New cars make less pollution than old cars.



Think – what can you do to stop pollution?

2 Look, sort and write the numbers



Good for the Earth

Bad for the Earth



Road safety



1 Listen, look and read



1 Wear a cycle helmet.



2 Ride your bicycle in a safe place.



3 Look at the signs.



4 Don't listen to music.



2 Listen, read and say

How do you stay safe on your bicycle?



How do you stay safe in a car?



I wear a cycle helmet.

I wear a seatbelt.



3 Ask and answer for you. Use these ideas



seatbelt



cell phone



bright clothes



1 Listen, look and read

Rockets

Rockets fly into **space**.
They make a lot of pollution.
They go up in the air very fast.
They make a lot of noise.



rocket



space



astronaut



spacecraft



Rockets can send **spacecraft** into space. **Astronauts** can go in the **spacecraft** and explore **space**.



Do you want to explore **space**?

Find out
Where do astronauts go in space?



2 Read again and match

- | | |
|------------------|-----------------------|
| 1 Rockets fly | a explore space. |
| 2 Rockets make | b a lot of pollution. |
| 3 Astronauts can | c into space. |

Project: Make a poster

**What is your favorite kind of transport?
Why? Draw and write. Make a poster.**

My favorite kind of transport is

I like it because



**How do you stay safe on this transport?
Draw and write**



I wear / use _____



1 Find, circle and write



1 _____



3 _____



5 _____

b	u	s	e	y	t	c
i	a	d	q	a	b	y
c	i	t	r	u	c	k
y	r	d	l	k	r	a
c	p	e	h	t	v	e
l	l	c	a	r	g	m
e	a	d	l	a	n	x
d	n	v	c	i	f	r
r	e	c	j	n	k	l



2 _____



4 _____



6 _____



2 Read, answer and draw

1 What can you see?

(red car) I can see a red car.



2

What can you see?

(green truck) _____.



3 What can you see?

(black train) _____.



2 Read and circle

1 I walk / walks to school.

2 He cycle / cycles to school.

3 We drive / drives to school.



Unit 6

The world around us



1 Look, listen and read



Look! There are the **pyramids**.
They are in the desert. It's hot.
There is a lot of sand.



And look – there's a **beach**.
People swim in the sea.



Learn words



2 Look, listen and say



beach



forest



city



sea




pyramids



hotel



desert



river



museum



3 Think about the place where you live. Ask and answer

Is there a forest?

No, there isn't.

Is there a beach?

Yes, there is.



Language: There is ... / There are ... / Is there a ...?
Yes, there is. / No, there isn't.

Vocabulary: beach, forest, city, sea, pyramids, hotel, desert, river, museum

Speaking



1 Look, read and check (✓) or cross (X)

- 1 cars
- 2 hotel
- 3 bakery
- 4 bicycles
- 5 people
- 6 swings
- 7 roundabout



- 1 trees
- 2 grass
- 3 river
- 4 forest
- 5 flowers
- 6 fish
- 7 birds



2 Listen and read

Look! There is a hotel.

Are there cars?

There are people.

No, there aren't.



3 Point and say

Language: There is ... / There are ... / Are there... ?
Yes, there are.
No, there aren't.

Learn language



1 Look, trace and say

wide tall big small
cold hot old new



2 Look and complete with words from Exercise 1



			1	b	i	g		
2	w							
			3	t				
			4	c				
			5			t		
					6	n		
						7	o	
			8	s				



3 Look at the blue squares. What's the secret word?

We go to the

Let's learn words



1 Listen, read and point

Where do you live?



Alexandria

I live in Alexandria.

Port Said



I live in Port Said.

Cairo



I live in Cairo.

Egypt



2 Now ask and answer

Where do you live?



I live in ...



Language: Where do you live? / I live in ...

Reading



Where do you live?

1 Look and read



1 I live in a city.



2 I live in a town.



3 I live in a village.

A **city** is **big**. A **village** is **small**.
A city is **bigger** than a town.
A village is **smaller** than a town.

2 Read again and match

I like my city. There is a beach. There are big hotels. There are lots of things to do.

I like my town. There is a small playground. I play with my friends.

I like my village. There is a wide river and old houses. It is pretty.

3 Ask and answer



Do you live in a city, a town or a village?

Is it big or small?

Reading



1 Look, listen and read

1



Luxor is a big city. There are people, hotels and markets.

Luxor is hot. There isn't a beach, but there is the River Nile.

The river is wide. You can see boats.

Let's go to Luxor!

2



There are temples in Luxor. The temples are very old.

3



2 Read again, choose and complete

wide big old

1 Luxor is _____ .

2 The temples are _____ .

3 The River Nile is _____ .



3 What can you see near your house? Ask and answer

Egypt — our landscape



1 Look and read

There are lots of amazing places in Egypt.

An **oasis** is a place in the desert with trees and water. This is Siwa oasis. People can grow plants and flowers in an oasis.



There are **sand dunes** in the desert. Some sand dunes are very big.



People can go **sandboarding**!



There are **coral reefs** in Dahab.



People can go **snorkelling** and see lots of fish.



2 Read again and match

- 1 Siwa oasis
- 2 sand dunes
- 3 coral reefs

- a People go sandboarding.
- b People see fish.
- c People grow plants and flowers.

Egypt — our modern world



1 Listen, point and say



skyscrapers



shopping mall



library



restaurant



museum



2 Look, listen and read. Number

- 1 There are lots of things to do in the city. I go to the new shopping mall with my family.
- 2 The library has lots of books.
- 3 We can see old things in the museum.
- 4 We can eat in a big restaurant.
- 5 This skyscraper is very tall!

Learn Phonics with Busy Bee!



1 Listen, point and say



2 Underline **ea** and **ee**. Say the words



3 Write and say

beach tree sea



1 It's in the _____.



2 It's on the _____.

3 It's _____.



1 Look, listen and read

Water in Egypt

In Egypt there isn't a lot of **rain**. There is a lot of **desert**. It's important to **save water**.



The **High dam** holds water for cities, towns, villages and **farms**.



Farmers use **irrigation** to water plants.



We can turn off **faucets** to save water.



2 Read and match

1 dam

2 irrigation

3 faucet

a This is how farmers get water to plants.

b This is a thing you can turn off to save water.

c This is a thing to hold water in rivers.

Find out

Why is it important to save water?

What can you do to save water?



Dealing with heat — then and now



1 Listen and read

Egypt is a hot country. How do people stay **cool** in the heat?



Don't **go out** when the sun is very hot.




Drink lots of water.

Egypt then



Old houses in the desert have **thick walls** made of **mud**.



This is a **windcatcher**. It keeps a city cool.

Egypt now



We wear **sunscreen**.



We make our **buildings** cool.



2 Read again. Check (✓) Then, Now or Then and Now



- Then
- Now
- Then and Now

Project: Make a 3D map of Egypt

You will need:



1 Color, cut and stick

1

Make buildings out of match boxes.

2

Use glitter to make a desert.

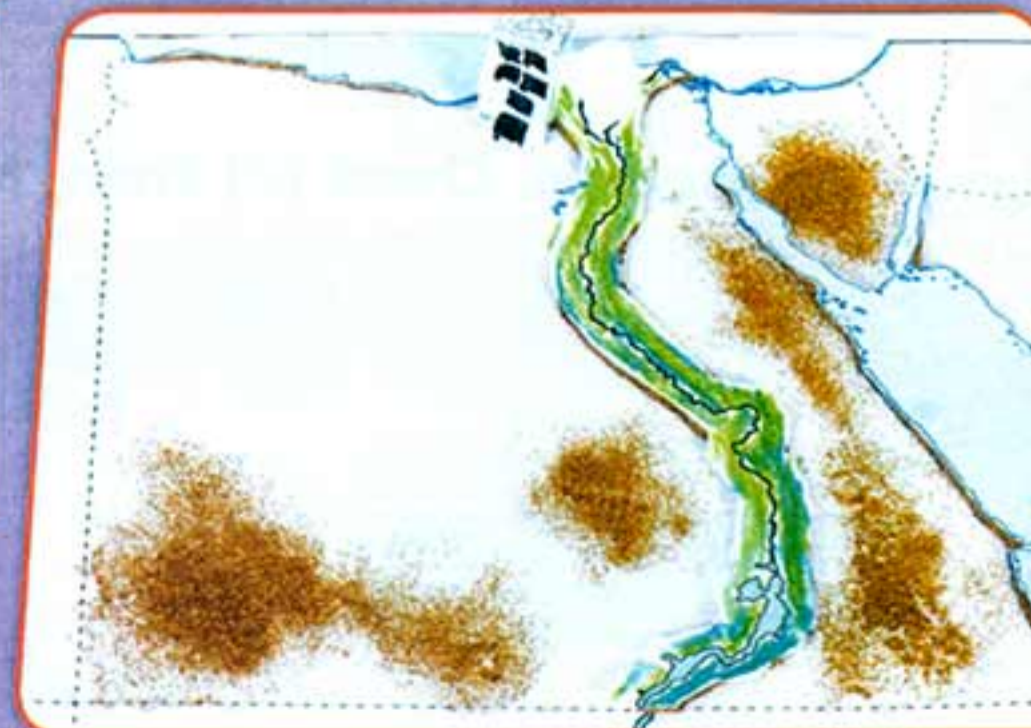
3

Color your map.



2 Show and say

This is Egypt.
There is a river.
There are deserts.
There are cities.
This is Alexandria.



Review



1 Look, match and complete



1 d _ e _ _ _

2 r _ v _ _

3 b _ _ r _

4 f _ r _ st

5 _ _ _ _

6 r _ _



2 Write the words in order

1 There – sand dunes – in – are – the desert
There are sand dunes in the desert.

2 trees – the forest – There – in - are

_____ .

3

_____ .

4

_____ .

Review 2



1 Match and complete

1 ch __ _ ken

2 hor __ _

3 g __ _ t

4 fi __ _

5 sh __ _ p

6 c __ _



a _____



b _____



c _____



d _____



e _____



f _____



2 Look, listen and number



Review 2



1 Read and complete

bird tree river grass city duck fish desert flower

Animals	Plants	Places
.....
.....
.....



2 Look and check (✓) the correct sentences

1



- The tree has green leaves.
- The bush has green leaves.

2



- The bicycles are next to the car.
- The bicycles are behind the car.

3



- Go straight on. Turn right.
- Go straight on. Turn left.

4



- I live in a city.
- I live in a village.



1 Read and match

- | | |
|-----------------|-----------------|
| 1 I can see a | a to school. |
| 2 I live | b a big hotel. |
| 3 The horse | c green trucks. |
| 4 There are two | d eats hay. |
| 5 They walk | e tall tree. |
| 6 There is | f in a town. |



2 Look and choose



1 I **cycle** / **cycles** to school.



2 We **go** / **goes** to the beach.



3 There **is** / **are** lots of flowers.



4 She **play** / **plays** in the park.



1 Complete the words. Match, listen and say

ay ee ai

- 1 r ___ n
- 2 i ___
- 3 l ___




2 Listen and say. Circle two words with the same sound

- | | | | |
|---------|-------|-------|-------|
| ① think | ship | three | play |
| ② short | chair | sheep | stop |
| ③ gate | cake | beach | rose |
| ④ sea | tail | beach | think |



3 Write and say



1 There are ___ ___ ree sh ___ ___ p.

2 We can pl ___ ___ on the b ___ ___ ch.

Teacher assessment

CONNECT READING ADVENTURES

The Little Red Hen



RETOLD BY MARY CHARRINGTON
ILLUSTRATED BY DANIEL KLEIN



تابع جدید زاکرولی علی موقعنا
<https://www.zakrooly.com>

Picture Dictionary



wheat



flour




make flour




cut



plant



water plants



Let's grow some wheat.
Can you help?

No.

No.

No.



No.

No.

Let's water the plants.
Can you help?

No.




Let's cut the wheat.
Can you help?

No.

No.

No.



Let's make the flour.
Can you help?

No.

No.

No.





Let's eat the cake.





Oh, no! It's *my* cake.



The Characters



1 Read, trace and match

1

Cat

2

Mouse

3

Dog

4

Little Red Hen

a



b



c



d





1 Listen and color



Telling the story



1 Look and say

Let's grow some wheat.



Events in the story



1 Read and number



Oh, no! It's **my** cake.



Let's eat the cake.



Let's make a cake.
Can you help?



Let's make the flour.
Can you help?

Connect Plus is a new and innovative course specially designed for learning based on life skills and citizenship education.

- Exciting Stories, catchy songs and motivating craft activities
- Engaging characters that children will identify with
- Pre-emergent reading and writing skills including phonics
- A syllabus for learning new age-appropriate skills for home and school
- An emphasis on values for young learners

Connect Plus Provides the complete package for learning based on life skills and citizenship education.

Student's Book
Activity Book
Teacher's Guide
Class Audio CD
Flash Cards
PoSters

Digital materials available on the Egyptian Knowledge Bank

Connect Plus has been designed in alignment with the curriculum framework set by the Ministry's Center for Curriculum and Instructional Materials Development (CCIMD)

www.connectforegypt.com



Size 21 x 29.7 cm
Extent 112 pp
Color 4/1
Grammage 240/80 gm



9 789771 615019